

FAST RECOVERY, HIGH CURRENT 1-PHASE FULL WAVE BRIDGE RECTIFIER ASSEMBLIES

- Low forward voltage drop
- Low reverse leakage current
- Aluminum case
- Low thermal impedance
- Fast reverse recovery time

QUICK REFERENCE DATA

- $V_R = 50V - 400V$
- $I_F = 50A$
- $I_R = 6.0\mu A$
- $t_{rr} = 150nS$

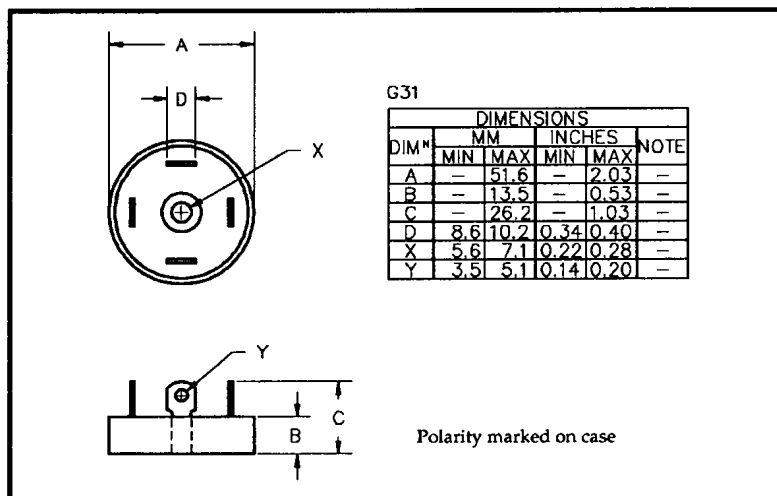
4

ABSOLUTE MAXIMUM RATINGS

Device Type	Working Reverse Voltage V_{RWM}	Average Rectified Current $I_{F(AV)}$						1 Cycle Surge Current $I_{FSM} t_p = 8.3mS$	
		(@ case temperature)			(@ ambient temperature)			@ 25°C	@ 100°C
		@ 55°C	@ 100°C	@ 125°C	@ 25°C	@ 55°C	@ 100°C		
Volts	Amps	Amps	Amps	Amps	Amps	Amps	Amps	Amps	
SCBAR05F	50								
SCBAR1F	100	50	31	20	9.0	6.7	4.3	375	240
SCBAR2F	200								
SCBAR4F	400								

$R_{\theta JC} = 0.7^{\circ}C/W$

MECHANICAL



ELECTRICAL CHARACTERISTICS

Device Type	Maximum Reverse Leakage Current $I_R @ V_{RWM}$		Maximum Forward Voltage $V_F @ 9A/leg$	Reverse Recovery Time ¹ $t_{rr} @ 25^\circ C$	Maximum operating & storage temp. range. $T_{OP} T_{STG}$
	@ 25°C	@ 100°C			
	μA	μA	Volts	nS	°C
SCBAR05F SCBAR1F SCBAR2F SCBAR4F	6.0	150	1.1	150	-55 to +150

¹ Measured on discrete devices prior to assembly

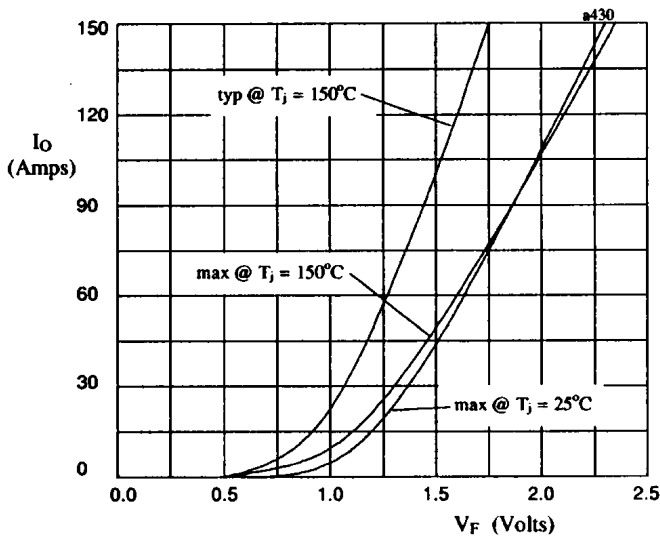


Fig 1. Forward voltage drop against output current per leg.

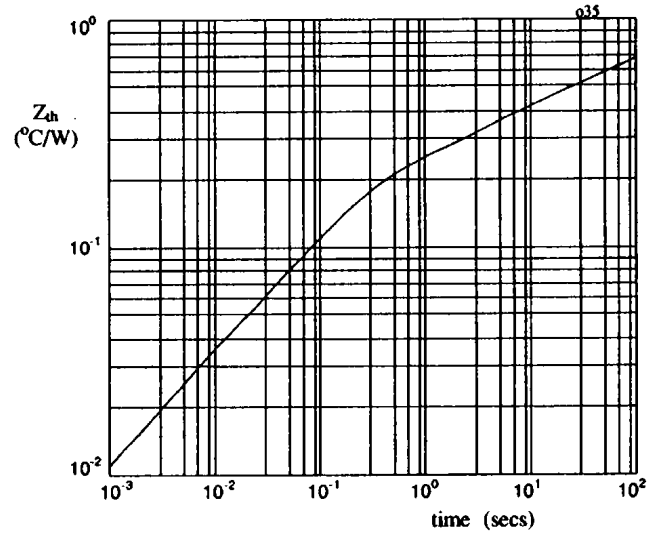


Fig 2. Transient thermal impedance characteristic per leg