

**STANDARD RECOVERY, HIGH CURRENT 1-PHASE
FULL WAVE BRIDGE RECTIFIER ASSEMBLIES**

**QUICK REFERENCE
DATA**

- Low forward voltage drop
- Low reverse leakage current
- Aluminum case
- Low thermal impedance
- High forward and surge current ratings

- $V_R = 50V - 600V$
- $I_F = 70A$
- $I_R = 12.0\mu A$
- $I_{FSM} = 750A$

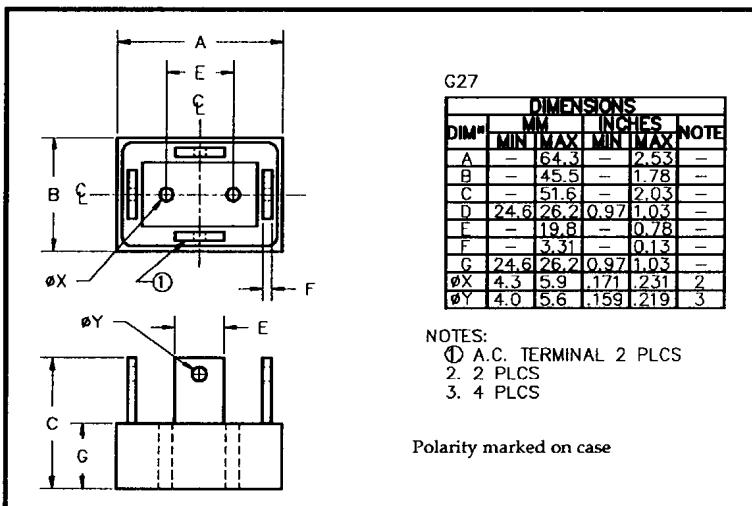
4

ABSOLUTE MAXIMUM RATINGS

Device Type	Working Reverse Voltage V_{RWM}	Average Rectified Current $I_{F(AV)}$						1 Cycle Surge Current I_{FSM} $t_p = 8.3mS$		Repetitive Surge Current I_{FRM}
		(@ case temperature)			(@ ambient temperature)			@ 25°C	@ 100°C	
		@ 55°C	@ 100°C	@ 125°C	@ 25°C	@ 55°C	@ 100°C			
		Volts	Amps	Amps	Amps	Amps	Amps	Amps	Amps	
SCAS05	50									
SCAS1	100	70	47	33	18	14	9	750	600	120
SCAS2	200									
SCAS4	400									
SCAS6	600									

$R_{\theta JC} = 0.4^{\circ}C/W$

MECHANICAL



ELECTRICAL CHARACTERISTICS

Device Type	Maximum Reverse Leakage Current I_R @ V_{RWM}		Maximum Forward Voltage V_F @ 18A/leg	Reverse Recovery Time ¹ t_{rr} @ 25°C	Maximum operating & storage temp. range. T_{OP} T_{STG}
	@ 25°C	@ 100°C			
	µA	µA	Volts	µS	°C
SCAS05 SCAS1 SCAS2 SCAS4 SCAS6	12.0	300	1.0	2.0	-55 to +150

¹ Measured on discrete devices prior to assembly

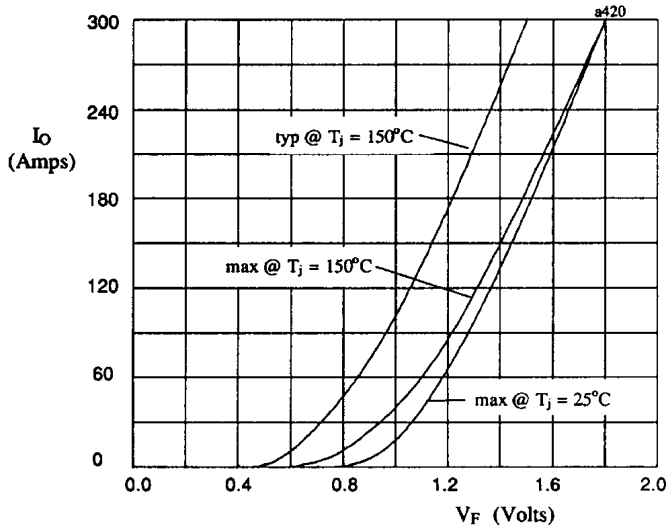


Fig 1. Forward voltage drop against output current per leg.

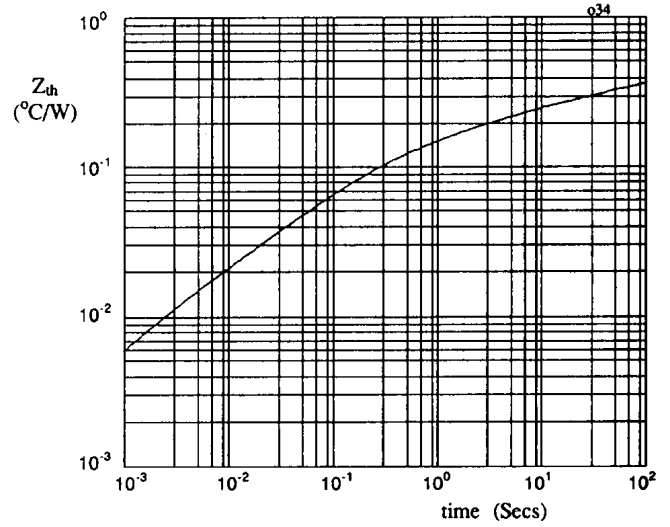


Fig 2. Transient thermal impedance characteristic per leg