

**SUPERFAST RECOVERY, HIGH CURRENT 1-PHASE
FULL WAVE BRIDGE RECTIFIER ASSEMBLIES**

**QUICK REFERENCE
DATA**

- Low forward voltage drop
- Low reverse leakage current
- Very fast reverse recovery time
- Low thermal impedance
- High forward and surge current ratings

- $V_R = 50V - 150V$
- $I_F = 70A$
- $V_F = 0.97V$
- $t_{rr} = 30nS$

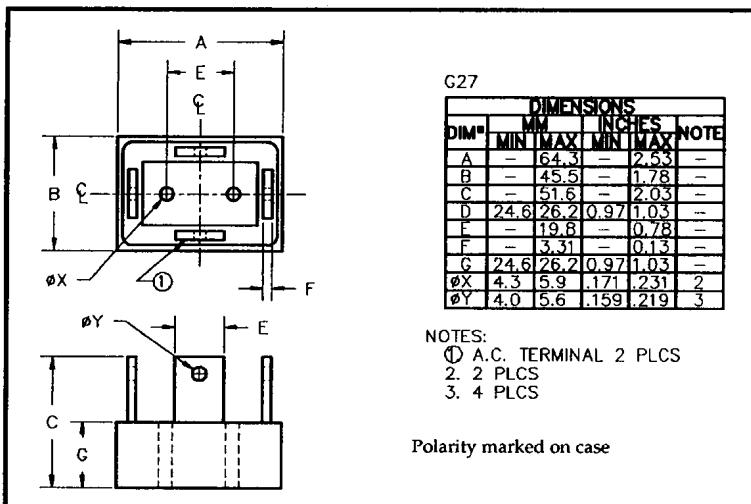
4

ABSOLUTE MAXIMUM RATINGS

Device Type	Working Reverse Voltage V_{RWM}	Average Rectified Current $I_{F(AV)}$						1 Cycle Surge Current I_{FSM} $t_p = 8.3mS$		Repetitive Surge Current I_{FRM}
		(@ case temperature)			(@ ambient temperature)			@ 25°C	@ 100°C	
		@ 55°C	@ 100°C	@ 125°C	@ 25°C	@ 55°C	@ 100°C			
		Volts	Amps	Amps	Amps	Amps	Amps	Amps	Amps	
SCAS05FF	50									
SCAS10FF	100	70	48	35	18	12.5	8.0	900	750	125
SCAS15FF	150									

$R_{\theta JC} = 0.4^{\circ}C/W$

MECHANICAL



ELECTRICAL CHARACTERISTICS

Device Type	Maximum Reverse Leakage Current $I_R @ V_{RWM}$		Maximum Forward Voltage $V_F @ 30A/leg$	Reverse Recovery Time ¹ $t_{rr} @ 25^\circ C$	Maximum operating & storage temp. range. $T_{OP} T_{STG}$
	@ 25°C	@ 100°C			
	µA	mA	Volts	nS	°C
SCAS05FF SCAS10FF SCAS15FF	120	6.0	0.97	30	-55 to +150

4

¹ Measured on discrete devices prior to assembly

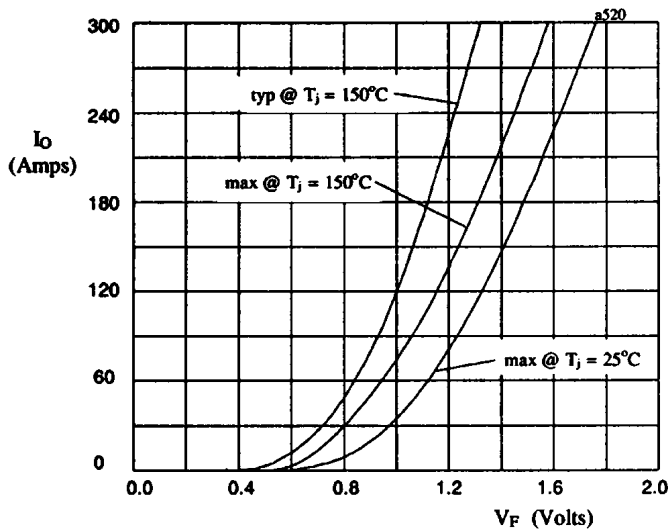


Fig 1. Forward voltage drop against output current per leg.

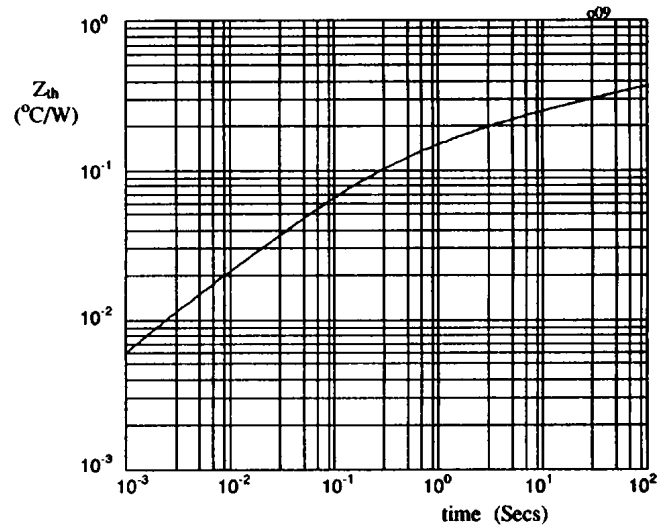


Fig 2. Transient thermal impedance characteristic per leg