

January 16, 1998

## FAST RECOVERY, HIGH CURRENT 3-PHASE FULL WAVE BRIDGE RECTIFIER ASSEMBLIES

- Low forward voltage drop
- Low reverse leakage current
- Fast reverse recovery time
- Low thermal impedance
- High surge ratings

## QUICK REFERENCE DATA

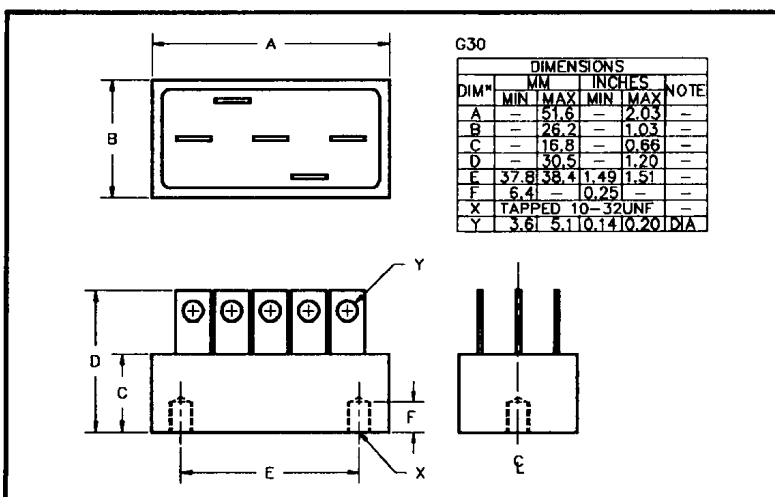
- $V_R = 50V - 400V$
- $I_F = 42A$
- $I_R = 9.0\mu A$
- $t_{rr} = 150nS$

## ABSOLUTE MAXIMUM RATINGS

Device Type	Working Reverse Voltage $V_{RWM}$	Average Rectified Current $I_{F(AV)}$						1 Cycle Surge Current	
		@ case temperature			@ ambient temperature			$I_{FSM}$ @ $t_p = 8.3mS$	
		@ 55°C	@ 100°C	@ 125°C	@ 25°C	@ 55°C	@ 100°C	@ 25°C	@ 100°C
		Volts	Amps	Amps	Amps	Amps	Amps	Amps	Amps
SC3BK05F	50								
SC3BK1F	100								
SC3BK2F	200	42	29	20	11	8.5	5	375	240
SC3BK4F	400								

$R_{\theta JC} = 1.1^{\circ}C/W$

## MECHANICAL



January 16, 1998

**ELECTRICAL CHARACTERISTICS**

Device Type	Maximum Reverse Leakage Current $I_R @ V_{RWM}$		Maximum Forward Voltage $V_F @ 9A/leg @ 25^\circ C$	Maximum Reverse Recovery Time $t_{rr} @ 25^\circ C$	Maximum operating & storage temp range.	
	@ 25°C	@ 100°C			$T_{OP}$	$T_{STG}$
	$\mu A$	$\mu A$	Volts	nS	°C	
SC3BK05F SC3BK1F SC3BK2F SC3BK4F	9.0	180	1.1	150 150 150 150	-55 to +150	

<sup>1</sup> Measured on discrete devices prior to assembly

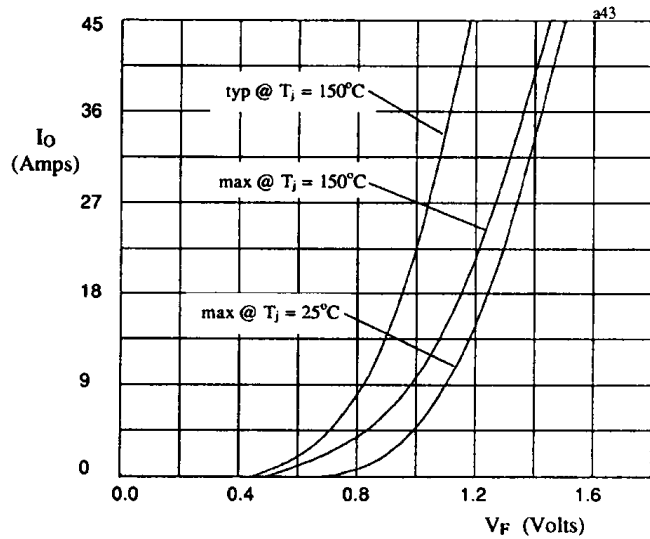


Fig 1. Forward voltage drop against output current per leg

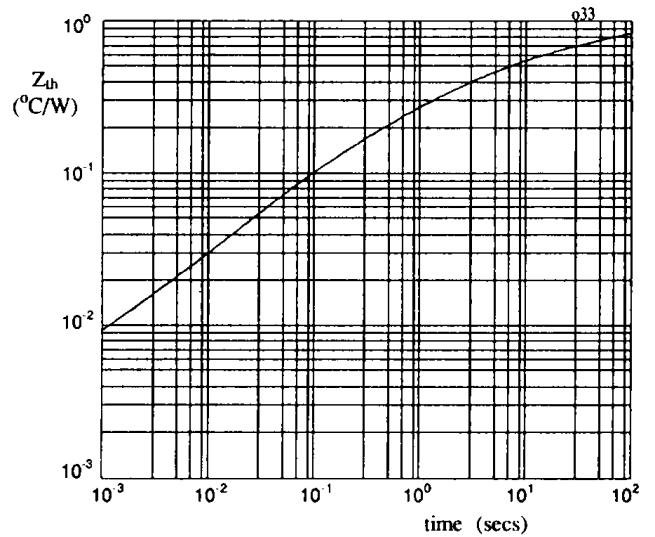


Fig 2. Typical transient thermal impedance characteristic per leg