

**SUPERFAST RECOVERY, LOW CURRENT 3-PHASE
FULL WAVE BRIDGE RECTIFIER ASSEMBLIES**

- Low forward voltage drop
- Low reverse leakage current
- Subminiature design
- V_{RWM} up to 150V
- Very fast reverse recovery time

**QUICK REFERENCE
DATA**

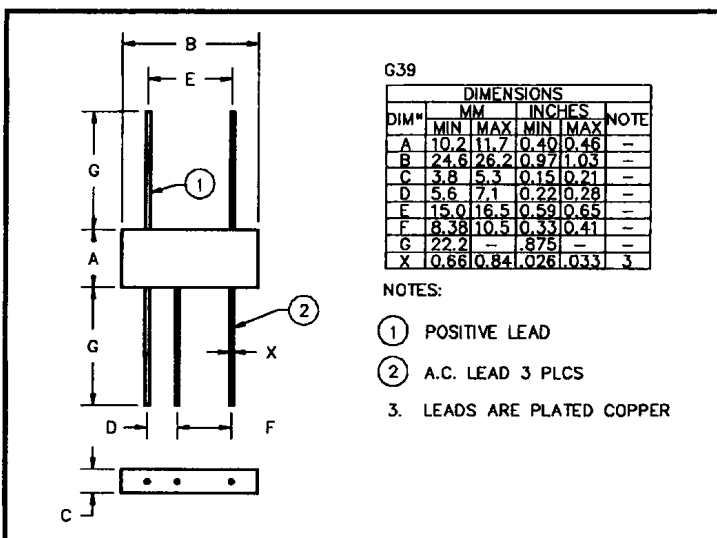
- $V_R = 50V - 150V$
- $I_F = 2.0A$
- $I_R = 3.0\mu A$
- $t_{rr} = 30nS$

ABSOLUTE MAXIMUM RATINGS & CHARACTERISTICS

Device Type	Working Reverse Voltage V_{RWM}	Average Rectified Current $I_F(AV)$		Reverse Leakage Current $I_R @ V_{RWM}$		Forward Voltage drop / leg $V_F @ 1.5A$ @ 25°C	Reverse Recovery Time ¹ t_{rr} @ 25°C
		@ 55°C	@ 100°C	@ 25°C	@ 100°C		
	Volts	Amps	Amps	μA	μA	Volts	nS
S3BR05FF	50	2.0	1.1	3.0	150	1.2	30
S3BR10FF	100	2.0	1.1	3.0	150	1.2	30
S3BR15FF	150	2.0	1.1	3.0	150	1.2	30

¹ Measured on discrete devices prior to assembly

MECHANICAL



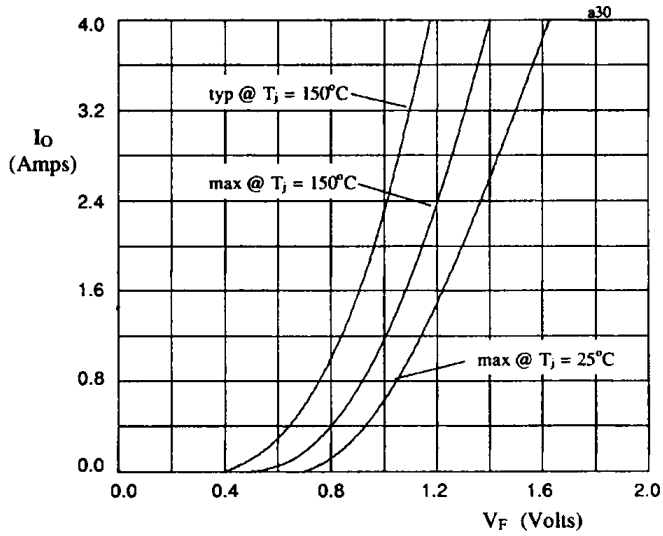


Fig 1. Forward voltage drop against output current per leg

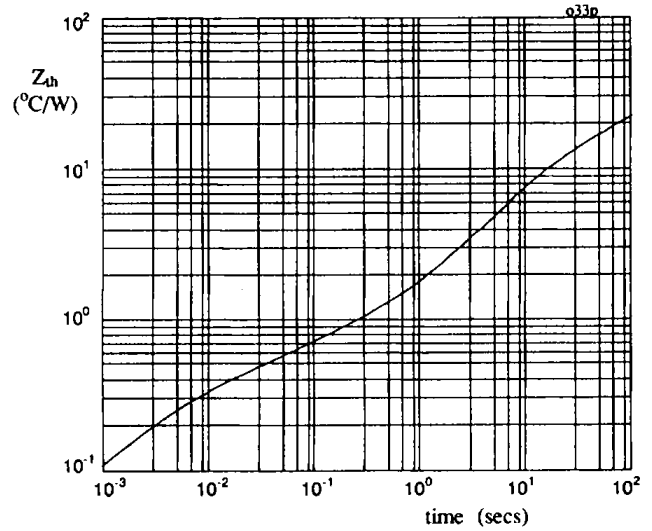


Fig 2. Transient thermal impedance characteristic per leg

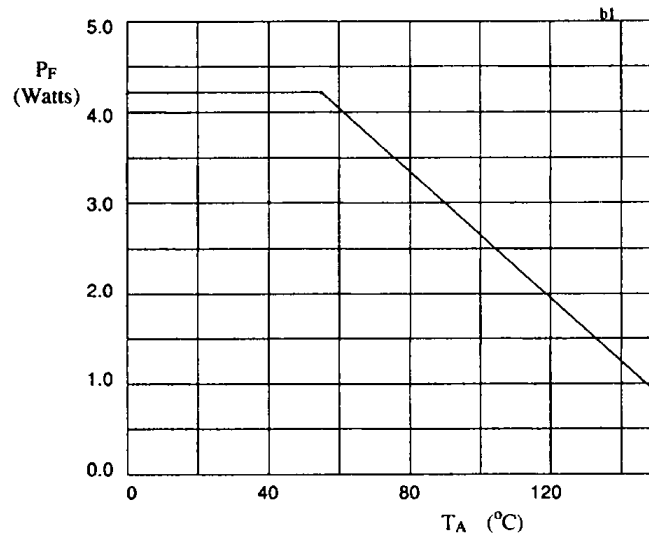


Fig 4. Power derating characteristics when p.c.b mounted