

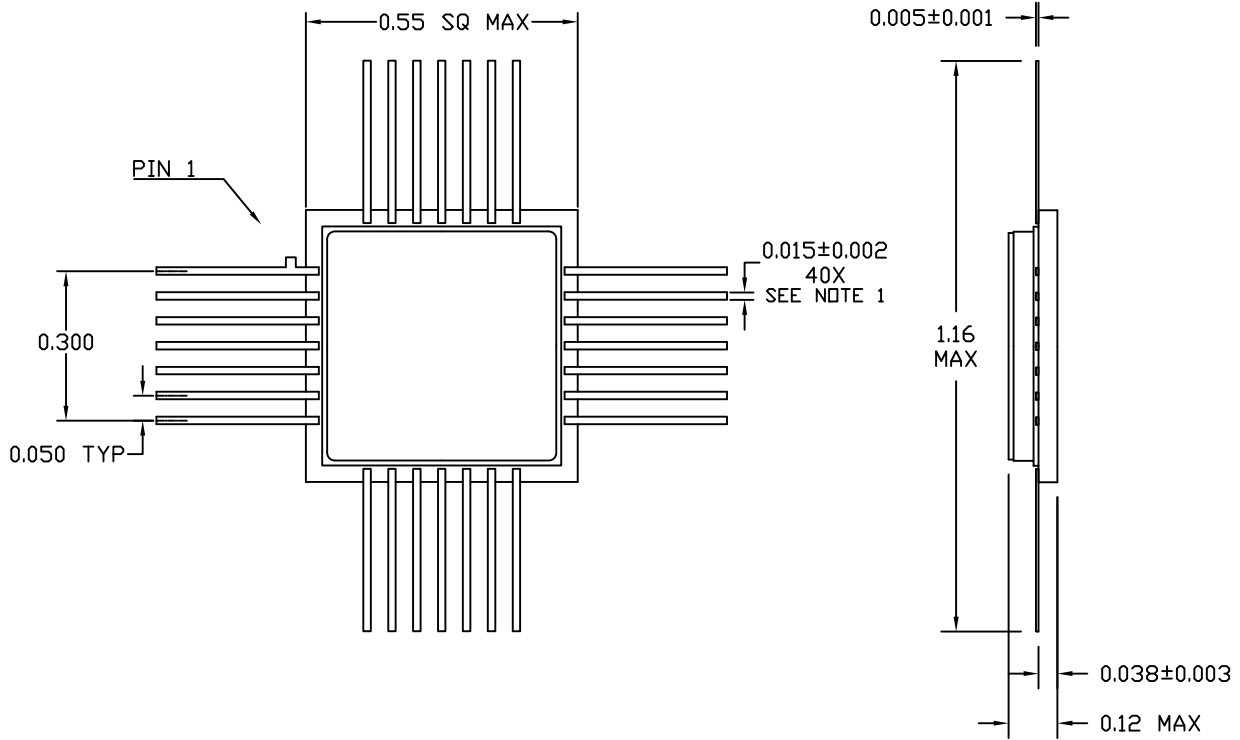
3

2

1

This document is the property of KCB Solutions, Inc. and contains company confidential and/or proprietary information. It is issued in strict confidence and the recipient shall not reproduce, copy, cause to be reproduced or copied, disclose to others, or use as the basis for manufacture, sale or purchase of apparatus the contents or portions thereof of this document without written permission of KCB Solutions.

REVISIONS				
ZONE	LTR	DESCRIPTION	DATE	APPROVED
	(-)	CDCO 1878: INITIAL RELEASE	07/25/18	EJW



NOTES:

1. DIMENSION AND TOLERANCE IS PRIOR TO SOLDER TINNING
2. LID/SEAL RING/LEADS:GOLD PLATED ASTM F-15 ALLOY
3. BODY: ALUMINA
4. LEAD PLATING: 50 MICROINCHES MIN GOLD OVER 50 MICROINCHES MIN NICKEL

UNLESS OTHERWISE SPECIFIED		DRAWN BY D.SCOFIELD	11/17/16	KCB SOLUTIONS, INC.	
DIMENSIONS ARE IN INCHES TOLERANCES IN FINISH: 63 ANGLES: 1/16" FRACTIONS: 1/64 1 PLACE DECIMALS: ±.005 2 PLACE DECIMALS: ±.002		CHECKED BY		900 Mount Laurel Circle, Shirley, Ma. 01464	
COMMERCIAL PUBLISHED TOLERANCES SHALL APPLY TO TUBING, BAR, PLATE ETC. ALL THREADS TO BE CLASS 5A OR 6B. PLATED PARTS MUST FIT GAUGES AND MEET SPECIFIED TOLERANCES AFTER PLATING.		ENG.		OUTLINE, 28-LEAD 0.55 SQ STRAIGHT LEAD	
CAUTION UNLESS THIS DRAWING BEARS AUTHORIZED SIGNED APPROVALS IT IS PRELIMINARY AND IS NOT TO BE USED FOR MANUFACTURING PURPOSES.		PROD.			
THIRD ANGLE PROJECTION		Q.A.		SIZE B	CAGE CODE 3W3Q7
NEXT ASSEMBLY	USED ON	THIRD ANGLE PROJECTION		80123	
APPLICATION		DO NOT SCALE DRAWING	SCALE 1 : 1	SHEET 1 OF 2	

3

2

1

3

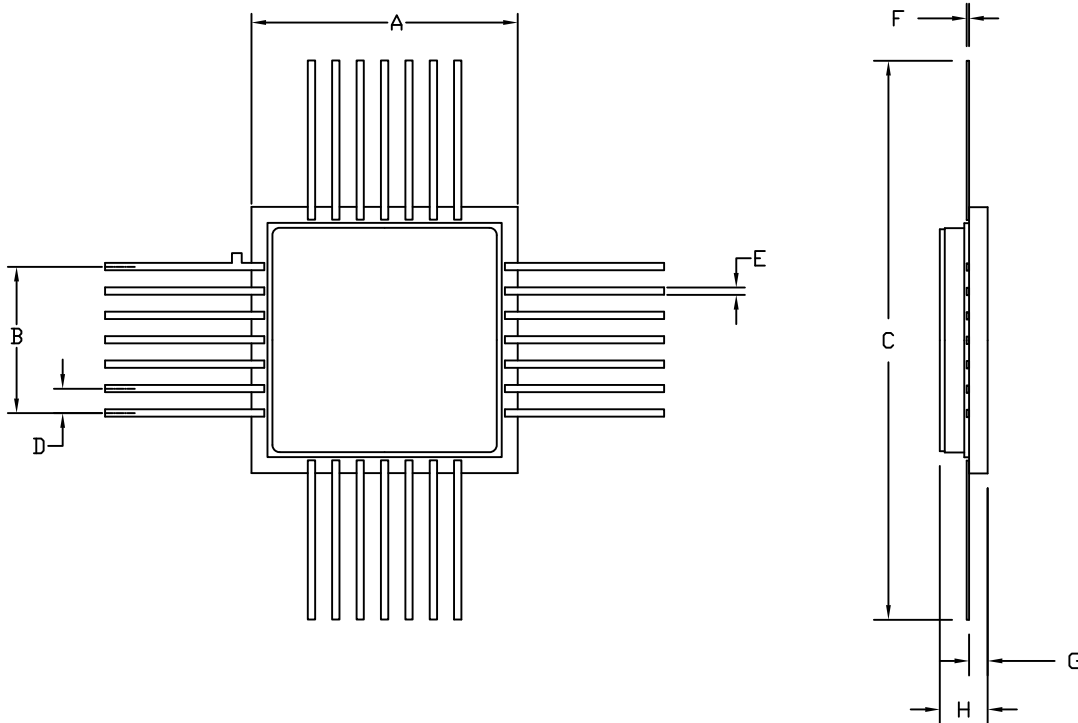
2

1

This document is the property of KCB Solutions, Inc. and contains company confidential and/or proprietary information. It is issued in strict confidence and the recipient shall not reproduce, copy, cause to be reproduced or copied, disclose to others, or use as the basis for manufacture, sale or purchase of apparatus the contents or portions thereof of this document without written permission of KCB Solutions.

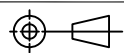
REVISIONS

ZONE	LTR	DESCRIPTION	DATE	APPROVED
		SEE SHEET 1 FOR REV HISTORY		EJW



KCB P/N: _____		DATE CODE: _____							
W.D. NO: _____		OPER INIT: _____							
REF. DIM:	A	B	C	D	E	F	G	H	
S/N	MIN	---	0.295	---	0.050	0.013	0.004	0.035	---
	MAX	0.550	0.305	0.116	TYP	0.017	0.006	0.041	0.120

THIRD ANGLE PROJECTION



UNLESS OTHERWISE SPECIFIED  
 DIMENSIONS ARE IN INCHES  
 TOLERANCES ON FINISH RMS 63  
 ANGLES 1/2° FRACTIONS 1/16"  
 1 PLACE DECIMALS ±.0025  
 2 PLACE DECIMALS ±.005  
 3 PLACE DECIMALS ±.010

COMMERCIAL PUBLISHED TOLERANCES SHALL APPLY TO TUBING, BAR, PLATE, ETC. ALL THREADS TO BE CLASS 2B OR 3B. PLATED PARTS MUST FIT GAUGES AND MEET SPECIFIED TOLERANCES AFTER PLATING.

CAUTION  
 UNLESS THIS DRAWING BEARS AUTHORIZED SIGNED APPROVALS, IT IS PRELIMINARY AND IS NOT TO BE USED FOR MANUFACTURING PURPOSES.

DRAWN BY	D.SCOFIELD	11/17/16
CHECKED BY		
ENG.		
PROD.		
Q.A.		
THIRD ANGLE PROJECTION		
DO NOT SCALE DRAWING		

KCB SOLUTIONS, INC.  
 900 Mount Laurel Circle, Shirley, Ma. 01464

OUTLINE, 28-LEAD  
 0.55 SQ STRAIGHT LEAD

SIZE	CAGE CODE	
B	3W3Q7	80123

NEXT ASSEMBLY	USED ON
APPLICATION	

SCALE 1 : 1 SHEET 2 OF 2

3

2

1

E

E

D

D

C

C

B

B

A

A