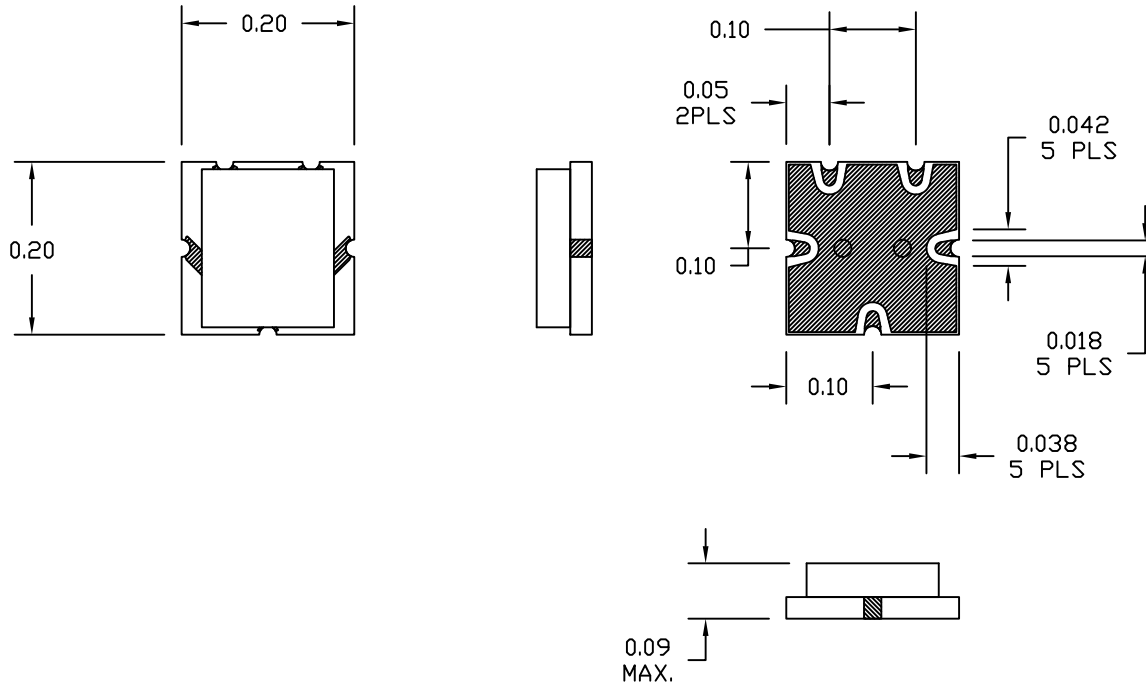


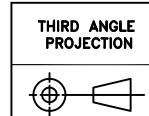
This document is the property of KCB Solutions, Inc. and contains company confidential and/or proprietary information. It is issued in strict confidence and the recipient shall not reproduce, copy, cause to be reproduced or copied, disclose to others, or use as the basis for manufacture, sale or purchase of apparatus the contents or portions thereof of this document without written permission of KCB Solutions.

REVISIONS				
ZONE	LTR	DESCRIPTION	DATE	APPROVED
	-	RELEASE PER CDCC-1262	2/20/13	KS



NOTES:

- MATERIAL:
 CARRIER: 98% ALN
 LID: ALUMINA
 MOUNTING SURFACE FINISH: 25 MICROINCHES
 GOLD OVER COPPER

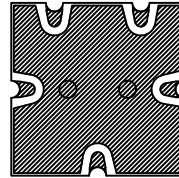
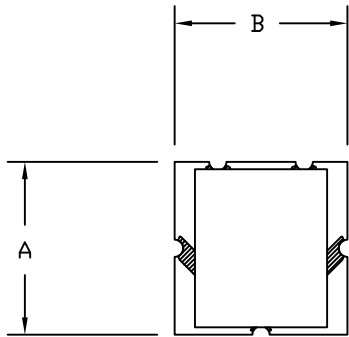


NEXT ASSEMBLY	USED ON
APPLICATION	

UNLESS OTHERWISE SPECIFIED	DRAWN BY K.SOYNNHANG	10/21/11	KCB SOLUTIONS, INC.	
DIMENSIONS ARE IN INCHES TOLERANCES ON FINISH RMS 63 ANGLES 1/2° FRACTIONS 1/64 4 PLACE DECIMALS 0.0005 3 PLACE DECIMALS 0.0005 2 PLACE DECIMALS 0.001	CHECKED BY D.SCOFIELD	2/20/13	900 Mount Laurel Circle, Shirley, Ma. 01464	
COMMERCIAL PUBLISHED TOLERANCES SHALL APPLY TO TUBING, BAR, PLATE, ETC. ALL THREADS TO BE CLASS 2B OR 3B. PLATED PARTS MUST FIT GAUGES AND MEET SPECIFIED TOLERANCES AFTER PLATING.	ENG. D.SCOFIELD	2/20/13	OUTLINE, 5-PORT 5MM SQ	
CAUTION UNLESS THIS DRAWING BEARS AUTHORIZED SIGNED APPROVAL, IT IS PRELIMINARY AND IS NOT TO BE USED FOR MANUFACTURING PURPOSES.	PROD. T.LANDY	2/20/13		
	Q.A. V.KIEDAISCH	2/20/13	SIZE B	CAGE CODE 3W3Q7
	THIRD ANGLE PROJECTION		80056	
	DO NOT SCALE DRAWING	SCALE 1 : 1	SHEET 1 OF 2	

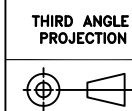
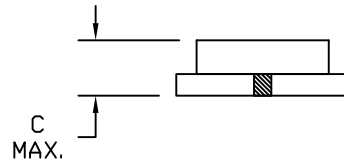
This document is the property of KCB Solutions, Inc. and contains company confidential and/or proprietary information. It is issued in strict confidence and the recipient shall not reproduce, copy, cause to be reproduced or copied, disclose to others, or use as the basis for manufacture, sale or purchase of apparatus the contents or portions thereof of this document without written permission of KCB Solutions.

REVISIONS				
ZONE	LTR	DESCRIPTION	DATE	APPROVED
	-	REFER TO PAGE 1		



PART NUMBER: _____ DATE CODE: _____
 WORK ORDER NUMBER: _____ OPERATOR: _____

REF. DIM	A	B	C						
S/N	MIN	0.19	0.19	--					
	MAX	0.21	0.21	0.09					



UNLESS OTHERWISE SPECIFIED	DRAWN BY K.SOYNANHANG	2/20/13	KCB SOLUTIONS, INC.	
DIMENSIONS ARE IN INCHES TOLERANCES ON FINISH RMS 63 ANGLES 1/2° FRACTIONS 1/64 4 PLACE DECIMALS ±.0005 3 PLACE DECIMALS ±.002 2 PLACE DECIMALS ±.010	CHECKED BY D.SCOFIELD	2/20/13	900 Mount Laurel Circle, Shirley, Ma. 01464	
COMMERCIAL PUBLISHED TOLERANCES SHALL APPLY TO TUBING; BAR, PLATE, ETC. ALL THREADS TO BE CLASS 2B OR 3B PLATED PARTS MUST FIT GAUGES AND MEET SPECIFIED TOLERANCES AFTER PLATING.	ENG. D.SCOFIELD	2/20/13	OUTLINE, 5-PORT 5MM SQ	
CAUTION UNLESS THIS DRAWING BEARS AUTHORIZED SIGNED APPROVALS IT IS PRELIMINARY AND IS NOT TO BE USED FOR MANUFACTURING PURPOSES.	PRODD. T.LANDY	2/20/13		
	Q.A. V.KIEDAISCH	2/20/13	SIZE B	CAGE CODE 3W3Q7
	THIRD ANGLE PROJECTION			80056
NEXT ASSEMBLY	USED ON		DO NOT SCALE DRAWING	SCALE 1 : 1
APPLICATION				SHEET 2 OF 2

5

4

3

2

1

5

4

3

2

1