

3

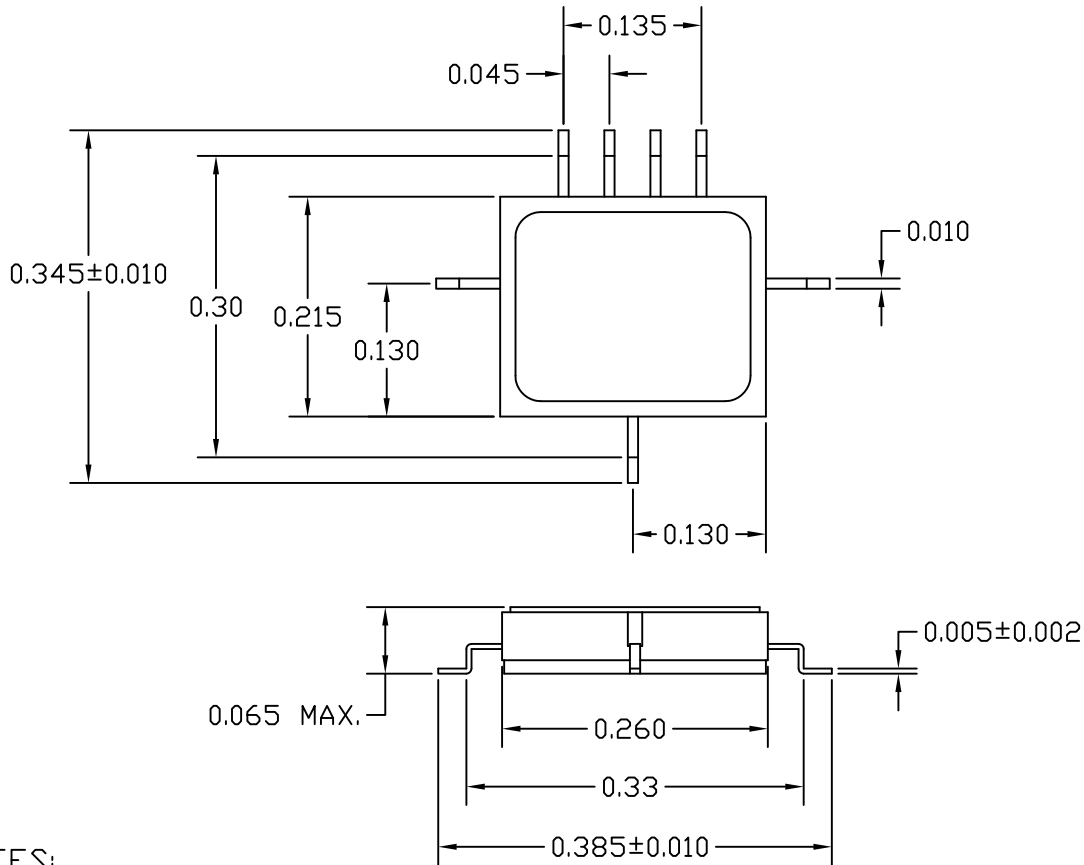
2

1

This document is the property of KCB Solutions, Inc. and contains company confidential and/or proprietary information. It is issued in strict confidence and the recipient shall not reproduce, copy, cause to be reproduced or copied, disclose to others, or use as the basis for manufacture, sale or purchase of apparatus the contents or portions thereof of this document without written permission of KCB Solutions.

## REVISIONS

ZONE	LTR	DESCRIPTION	DATE	APPROVED
	-	INITIAL RELEASE	04/20/07	DGS
	A	CLARIFIED TOLERANCES	04/21/08	DGS
	B	ADDED NOTE 5 PER CDCO-1032	02/24/09	REN
	B1	REVISED PER CDCO-1100	05/24/11	KS
	B2	REVISED_PER_CDCO-1221	8/9/12	KS
	B3	REVISED_PER_CDCO-1278	7/1/13	DS



## NOTES:

1. PACKAGE MATERIAL: CERAMIC
2. PACKAGE LEADS/LID: ASTM F-15 ALLOY
3. PACKAGE BASE: COPPER TUNGSTEN
4. PLATING FINISH: 50-100 MICRONS GOLD OVER 100-225 MICRONS NICKEL
5. LEADS TO BE .003" MAX. COPLANAR TO BASE

		UNLESS OTHERWISE SPECIFIED	DRAWN BY D. SCDFIELD	04/20/07	KCB SOLUTIONS, INC. 900 Mount Laurel Circle, Shirley, Ma. 01464
		DIMENSIONS ARE IN INCHES TOLERANCES ON FINISH RMS 63 ANGLES 31/2° FRACTIONS: 31/64 4 PLACE DECIMALS: ±.0005 3 PLACE DECIMALS: ±.005 2 PLACE DECIMALS: ±.010	CHECKED BY R. NILSSON	04/20/07	
		COMMERCIAL PUBLISHED TOLERANCES SHALL APPLY TO TUBING, BAR, PLATE ETC. ALL THREADS TO BE CLASS 2A UNLESS OTHERWISE SPECIFIED. PLATED PARTS MUST FIT GAUGES AND MEET SPECIFIED TOLERANCES AFTER PLATING.	ENG. D. SCDFIELD	7/1/13	OUTLINE, 7-LEAD GULL WING
			PROD. T. LANDY	6/25/13	
APPLICATION NEXT ASSEMBLY      USED ON		CAUTION UNLESS THIS DRAWING BEARS AUTHORIZED SIGNED APPROVALS IT IS PRELIMINARY AND IS NOT TO BE USED FOR MANUFACTURING PURPOSES.	Q.A. V. KIEDAISCH	6/27/13	80015 SCALE 1 : 1
			THIRD ANGLE PROJECTION 	DO NOT SCALE DRAWING	

3

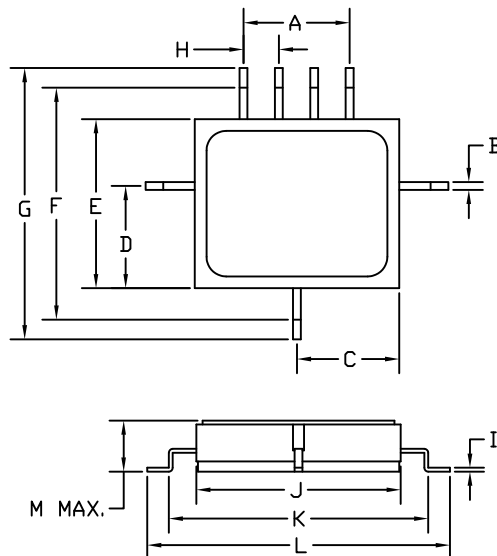
2

1

REVISIONS

This document is the property of KCB Solutions, Inc. and contains company confidential and/or proprietary information. It is issued in strict confidence and the recipient shall not reproduce, copy, cause to be reproduced or copied, disclose to others, or use as the basis for manufacture, sale or purchase of apparatus the contents or portions thereof of this document without written permission of KCB Solutions.

ZONE	LTR	DESCRIPTION	DATE	APPROVED
	B3	REF_PAGE_1	7/1/13	DS



\* See Note 5, Page 1

PART NUMBER: _____					DATE CODE: _____									
WORK ORDER NUMBER: _____					OPERATOR: _____									
REF. DIM	A	B	C	D	E	F	G	H	I	J	K	L	M	N *
S/N MIN	0.130	0.005	0.125	0.125	0.210	0.29	0.335	0.040	0.003	0.255	0.32	0.375	--	-0.003
MAX	0.140	0.015	0.135	0.135	0.220	0.31	0.355	0.050	0.007	0.265	0.34	0.395	0.065	0.003

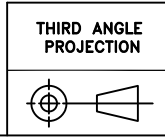
UNLESS OTHERWISE SPECIFIED  
 DIMENSIONS ARE IN INCHES  
 TOLERANCES ON FINISH RMS 63  
 ANGLES 31/2° FRACTIONS 31/64  
 4 PLACE DECIMALS ±0.0005  
 3 PLACE DECIMALS ±0.005  
 2 PLACE DECIMALS ±0.010

COMMERCIAL PUBLISHED TOLERANCES SHALL APPLY TO TUBING, BAR, PLATE ETC. ALL THREADS TO BE CLASS 2A OR 2B. PLATED PARTS MUST FIT GAUGES AND MEET SPECIFIED TOLERANCES AFTER PLATING.

CAUTION  
 UNLESS THIS DRAWING BEARS AUTHORIZED SIGNED APPROVAL(S) IT IS PRELIMINARY AND IS NOT TO BE USED FOR MANUFACTURING PURPOSES.

**KCB SOLUTIONS, INC.**  
 900 Mount Laurel Circle, Shirley, Ma. 01464

OUTLINE,  
 7-LEAD GULL WING



THIRD ANGLE PROJECTION

DRAWN BY D. SCDFIELD 04/20/07  
 CHECKED BY R. NILSSON 04/20/07  
 ENG. D. SCDFIELD 7/1/13  
 PRODD. T. LANDY 6/25/13  
 Q.A. V. KIEDAISCH 6/27/13

SIZE B CAGE CODE 3W3Q7

80015

THIRD ANGLE PROJECTION  
 DO NOT SCALE DRAWING

SCALE 1 : 1 SHEET 2 OF 2

NEXT ASSEMBLY USED ON

APPLICATION